

Maintenance Certificates

What's that & How to use ?

Volker Güldenpfennig
consolut international ag

Topics

- What is a Maintenance Certificate ?
- Why is a Maintenance Certificate introduced ?
- Which SAP Release is hit ?
- When will it become “really active” ?
- How is it activated ?
- Ways of Distribution
- How to automate this with SolMan ?
- How to use this without SolMan ?
- Useful notes ...

What is a Maintenance Cert ?

```
----- Begin SAP License -----  
SAPSYSTEM=I62  
HARDWARE-KEY=Q1632572763  
INSTNO=0020159333  
BEGIN=20081021  
EXPIRATION=21090122  
LKEY=MIIBOgYJKoZIhvcNAQcCoIIBKzCCAScCAQExCzAJBgUrDgMCGgUAMAsGCSqGSIb3DQEHA  
SWPRODUCTNAME=Maintenance_ORA  
SWPRODUCTLIMIT=2147483647  
SYSTEM-NR=000000000310534184
```

- This is just another type of license, that typically needs to be renewed all 3 months.
- The maintenance certificate is generated at SAP ONLY! (Your SolMan just transfers it from SAP to all your systems)
- It proves, that your system is covered with a valid maintenance contract.
- It can be installed manually or automatically by your SolMan

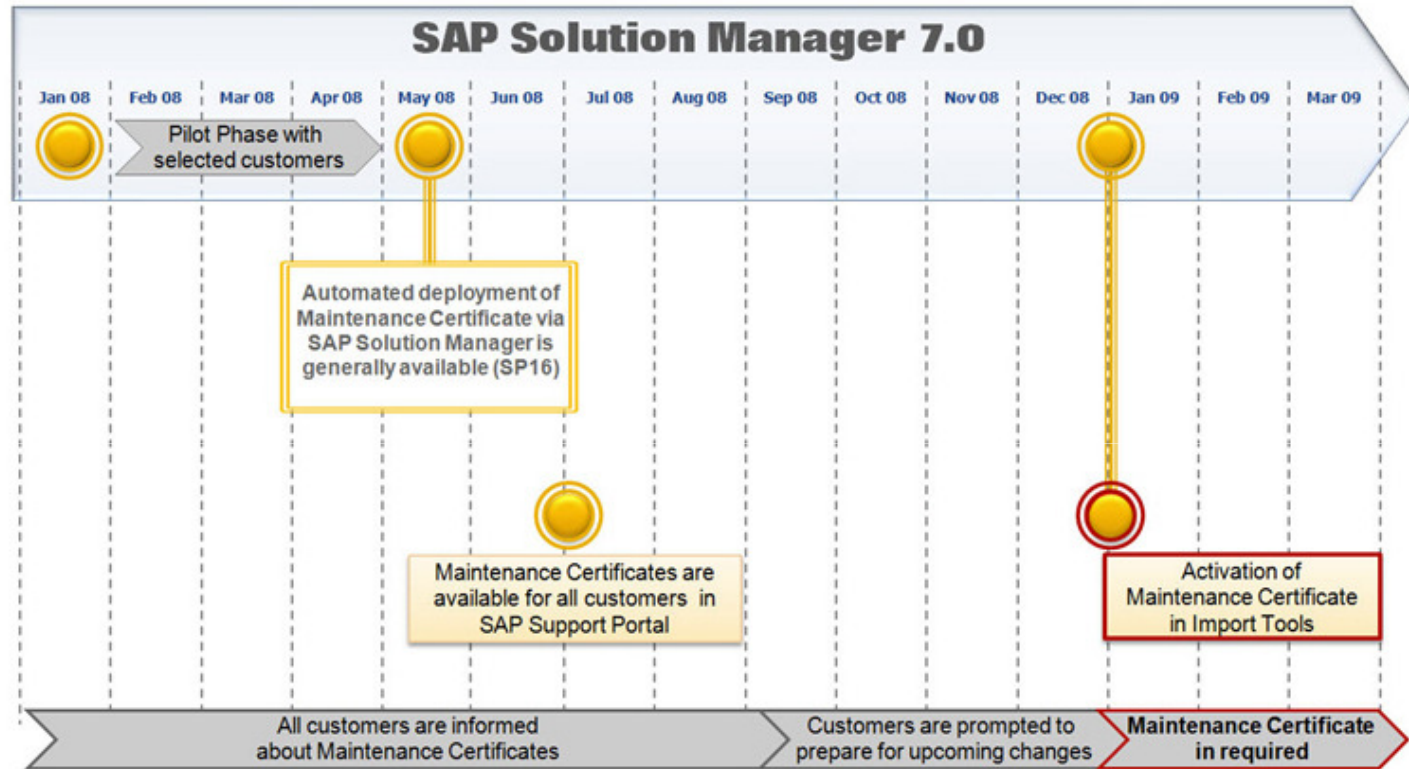
Why Maintenance Certs ?

- SAP suspects a lot of companies using SAP without a maintenance contract or even a license at all (especially in the largest country of the world)
- This digital license cannot „be faked“ as it is encrypted with an 128 Bit key – the only way around would be a modification of SPAM/SAINT ...
- Therefore, this new method might increase the revenue of SAP with several of these companies as soon as they use these new products.

Which SAP Release is hit ?

- Similar to the Support Package Downloads via the SolMan (Maintenance Optimizer), where this is ONLY required for 7.0 or higher based products, this is the same with Maintenance Certificates
- => Examples:
 - ERP6.0 (ERP 2005, not 2004)
 - BI 7.0
 - SolMan 7.0 (4.0)
 - NW 7.0 (2004s)
 - PI 7.1
 - ...

When will it become “really active”?



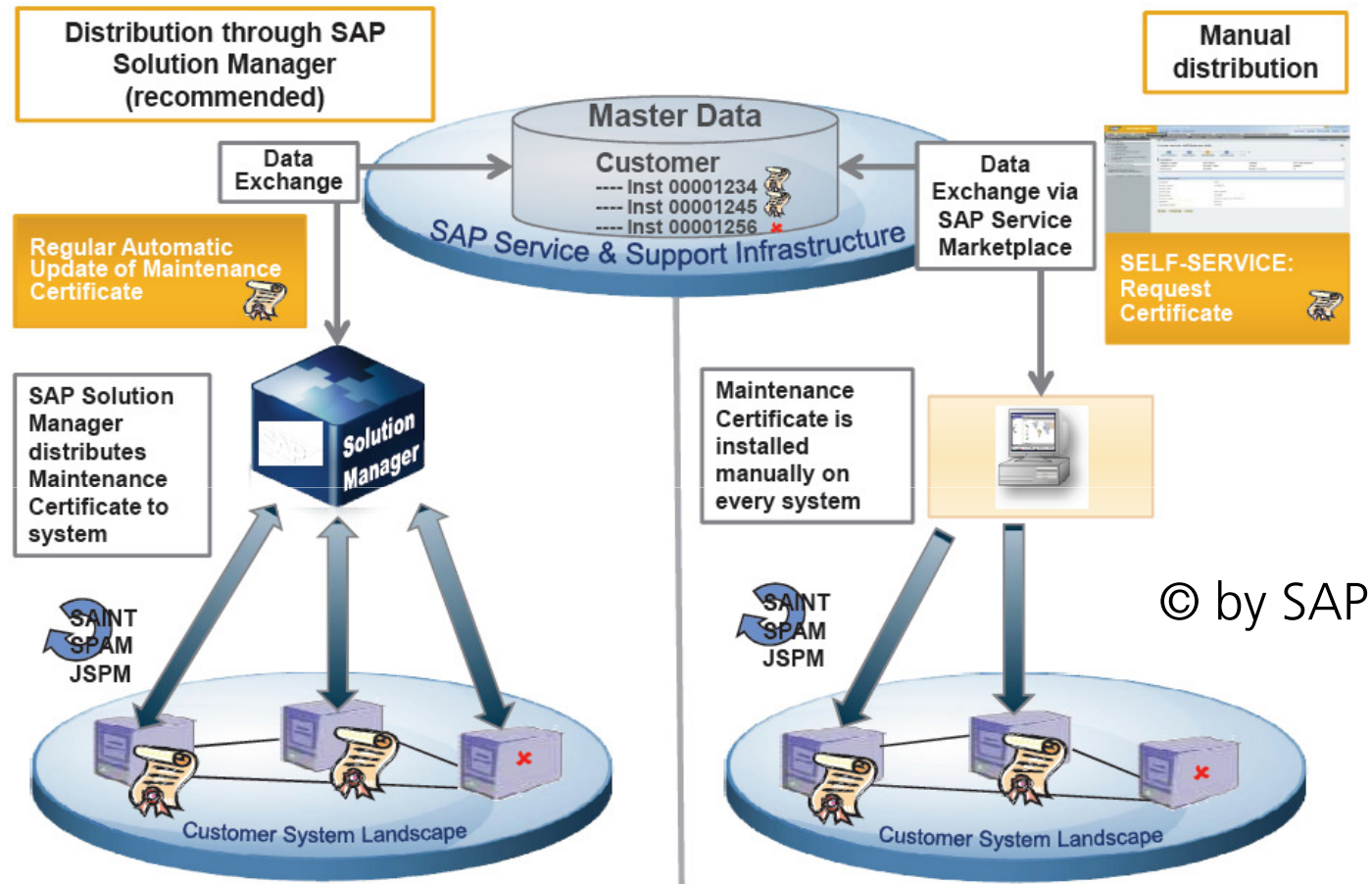
© by SAP

- As of January 2009, this becomes a requirement for all customers ! => You need to care for that !

How is it activated ?

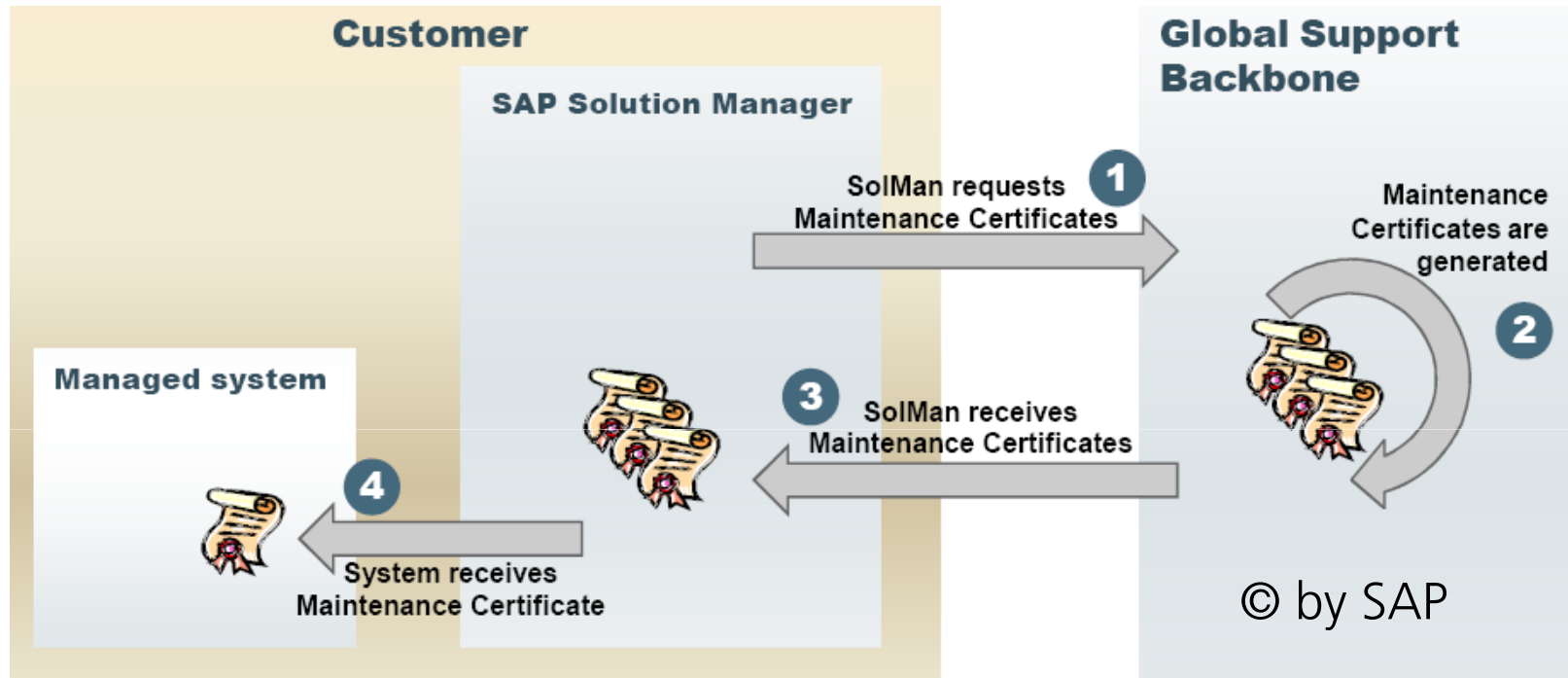
- SAP activates this new feature with the latest SPAM/SAINT-Update
 - As the latest Update is required for new Support Packs, this runs pretty fast into the complete customer base
 - SPAM-Update 7.0 - 31 will have the first information in there – right now, this is „just a warning“ – as of January 33 or 34 will generate a hard error
(Upgrades are excluded from this technique)
 - SPAM-Update 7.0 – 32 contains the fix, that iSeries certificates are recognized properly
-
- Note 1240265 - SPAM, SAINT: No maintenance certificate found

Ways of Distribution



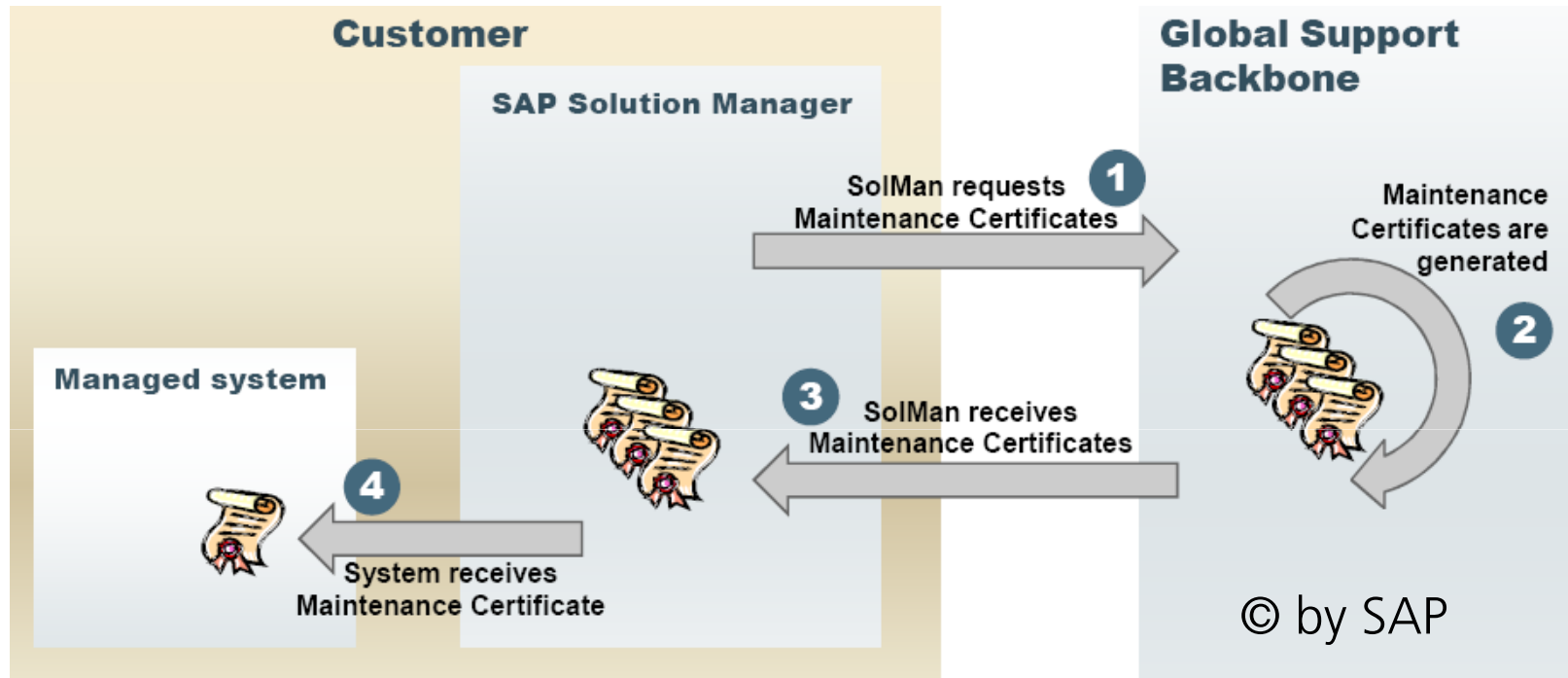
- You can either do it via your SolMan or manually
=> The Maintenance Certs do NOT require a SolMan

How to automate this with SolMan?



- Your SolMan requests the maintenance certificate at SAP automatically for all of your systems
- SAP generates the certificate
- Your SolMan receives it one day later
- Your SolMan distributes it to your system (about 30 days before end)

How to automate this with SolMan?



- Your SolMan requests the maintenance certificate at SAP automatically for all of your systems
- SAP generates the certificate
- Your SolMan receives it one day later
- Your SolMan distributes it to your system (about 30 days before end)

Requirements for Automation

- Centrally:
SolMan with SP 16 (ST400)
- In the Satellite Systems:
ST-PI 2005_1_700 SP 6

The Manual Approach ...


- As the Maintenance Certificate Process is fully bound into the SAP Licensing Technology, you can run this process as you are used to ;-)
- You have to order a „maintenance“ license at the SMP with the quicklink /licensekey
- You install this new „maintenance“ license with the transaction SLICENSE


Order the Maintenance Cert

License Requests

Please enter the hardware key for each server.
For details on retrieving the hardware key, please see the documentation [License Keys for SAP Systems](#) (Adobe PDF, 672kB).

Hardware key (HWID) *

License type * 

Valid until * 

- www.service.sap.com/licensekey
- You order it in the same way as any other digital license as of 7.0 (can be installed via „New Licenses“ only!)
- Instead of type „Standard“, you choose „Maintenance“
=> the default time, then changes to 3 months from now
- A few minutes later you receive this license via mail

Install the Maintenance Cert

SAP License Administration # Digitally-Signed License Keys

The screenshot shows the SAP License Administration interface. The 'Current Settings' section displays the following information:

- Active Hardware Key: Q1632572763
- Installation Number: 0020159333
- License Expiration Date: 31.12.9999
- System Number: 00000000310534184

The 'Installed Licenses' section shows a table of licenses in the database:

Stat	SID	Hardware Key	Sware Prod	Valid From	Valid To	T
OO	I62	W2126538423	NetWeaver_ORA	30.01.2008	31.12.9999	P
OO	I62	Q1632572763	NetWeaver_ORA	18.05.2008	31.12.9999	P
OO	I62	Q1632572763	Maintenance_ORA	21.10.2008	22.01.2109	P

An 'Öffnen' (Open) file explorer window is overlaid on the right, showing the contents of the 'MaintenanceCert' folder. It contains two files:

- I62_MAINTENANCE2.txt
- I62_Maintenance_License.txt

The file explorer window also shows the 'Dateiname' (filename) as 'I62.txt' and the 'Dateityp' (file type) as '*.txt'.

- You can see, that this gets installed as a „normal“ license with SLICENSE (just on the page for NEW licenses)
- The type is „Maintenance_<DB>“

Useful Information

- Note 1240265 - SPAM, SAINT: No maintenance certificate found
- Note 1251060 - Error in requirement process of maintenance certificate
- Note 1134886 - Activating automatic distribution of maintenance certificate
- www.service.sap.com/licensekey
(on this page, you'll find a lot of information to this topic as well)
- Table for all Maintenance Certificates in your company:
This table is used in your SolMan only: AGS_MAINT_KEYS